

job name:
 type:

i.drop™ spec sheet

material

driver housing

spun .063" aluminum trumpet. available in a variety of finishes listed below.

optics

diffuser

.125" gloss white virgin acrylic. reinforced top opening on 26" and 34".

efficiency

constant current driver operates LED consistently, regulating the current flow through it to produce the most consistent light output and efficiency. constant current driver protects LEDs from voltage fluctuations in the building power system, eliminating stress from over voltage, inrush surges, and flicker from voltage fluctuations, assuring long service life.

LED

body illumination

Heilux LumaFilm® flexible planar LED lighting sheet in 3000K, 3500K, or 4000K (85CRI), utilizing emitters rated at >77,000hrs L70 per TM21-11 from LM80 data.

downlight

Bridgelux Vero series in 3000K, 3500K, or 4000K (80CRI) optional 90cri (see below), with rated life of >36,000hrs L70(9K) per IES TM21-11, and >70,000hrs projected life.

driver

class 2 power unit, universal input (120-277 vac), 10% minimum dimming level, PF >92, THD <20% at full load, >418khrs MTBF, protections include short circuit, over current, over voltage and over temperature. wired from factory for 0-10v dimming.

mounting

designed to mount to 4 inch octagon junction box (by other). single 12ft stainless steel cable and field adjustable gripper. white power cord standard with other colors listed below under options. consult factory for installation instructions.

emergency


emergency not available. if required, recommend use of inverter (by other).



catalog number

--	--	--	--	--

	size	body illumination	downlight	finish	options
P5318	18"dia X 24"ht	30LO 3000K 30HI 3000K	NDL no downlight 30LO 3000K 35LO 3500K 40LO 4000K	AP anodized paint BN brown BR brick red BS brass BU blue BZ bronze CP champagne FB flat black GM gun metal GR green MB military blue MN mint MW matte white OR orange PL purple RD red SB satin black SS satin silver TG textured gray TW textured white YO yellow	90CRI BKPC Black power cord and canopy SBPC Silver braid power cord and white canopy
P5324	24"dia X 30"ht	35LO 3500K 35HI 3500K	30HI 3000K 35HI 3500K 40HI 4000K		
P5330	30"dia X 36"ht	40LO 4000K 40HI 4000K (see page 2 for delivered lumens)	CL* xxxxlm *custom lumens consult factory. (400lm-2300lm) canopy size may vary		
				premium finish	
				BA brushed aluminum RAL specify RAL#	

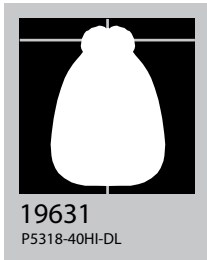





downlight



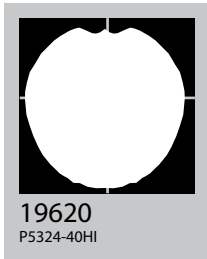
no downlight



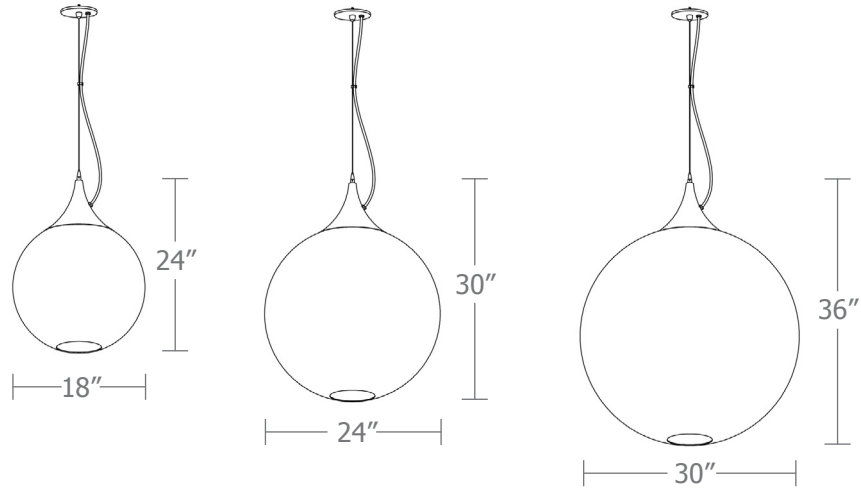
19631
P5318-40HI-DL



19619
P5324-40HI-40DL




19620
P5324-40HI




Cat No	Delivered Lumens	Watts		Amps	
		120V	277V	120V	277V
P5318 LO		12	12	0.10	0.04
4000K	1229				
3500K	1155				
3000K	1057				
P5318 HI		19	19	0.16	0.07
4000K	1955	ies file # 19631			
3500K	1838				
3000K	1681				
P5324 LO		19	19	0.16	0.07
4000K	1955				
3500K	1838				
3000K	1681				
P5324 HI		27	27	0.24	0.10
4000K	2793	ies file # 19620 & 19619			
3500K	2625				
3000K	2402				
P5330 LO		31	31	0.26	0.11
4000K	3212				
3500K	3019				
3000K	2762				
P5330 HI		32	32	0.27	0.12
4000K	3352				
3500K	3151				
3000K	2882				

Cat No	Delivered Lumens	Watts		Amps	
		120V	277V	120V	277V
Downlight		18	18	.15	.07
40 LO	1500				
35 LO	1470				
30 LO	1440				
		26	26	.22	.10
40 HI	2300				
35 HI	2250				
30 HI	2210				



Powder Coat Paint Finishes




MW matte white




CP champagne



YO yellow 1018




TW textured white



BZ bronze



RD red 3020




AP anodized paint




BS brass



BU blue 5017




SS satin silver



GM gun metal



OR orange 2011




TG textured gray



BR brick red



MN mint 6019




FB flat black



BN brown 8023



GR green 6018



SB satin black



MB military blue



PL purple 4005

For accurate color verification, actual finish samples are available upon request.

Premium Finishes*



BA brushed aluminum



RAL#

*Available on select series. Consult product submittal for availability.

