

job name:   
 type:

## wht.wal™ ceiling spec sheet

### material

**trim ring**  
 precision CNC spun .063" aluminum. rolled bottom edge for added strength.

**diffuser**  
 .125" virgin white acrylic bottom inner lens.

### optics

**reflector**  
 22 gauge aluminum powder coat painted high reflectance matte white.

### LED

custom LED board in 3000K, 3500K, or 4000K (80+ cri standard) optional 90cri (see below).  
 under normal operating conditions, the LEDs employed are rated for >50,000hrs  
 L70 (6.8K) per IES TM-21 from LM-80 test data. white power cord is standard with  
 other color options listed below.

### driver

integral, programmable, UL class P, class 2, universal input (120-277v),  
 constant current, 0-10v dimming, 1% minimum dimming level, PF >.9,  
 THD <20%, protections include open and short circuit, overload and over temperature.

### mounting

designed to mount to 4 inch octagon junction box (by other). consult factory for installation instructions.

### emergency

recommend use of inverter (by other).



## catalog number

--	--	--	--

### size

**C6326 (2ft)** 26"dia X 4"ht

**C6338 (3ft)** 38"dia X 5.5"ht

**C6348 (4ft)** 48"dia X 7"ht

### LED array

**30LO** 3000K

**30HI** 3000K

**35LO** 3500K

**35HI** 3500K

**40LO** 4000K

**40HI** 4000K

**CL** xxxx lm  
 custom lumens  
 consult factory

### finish

**AP** anodized paint

**BN** brown

**BR** brick red

**BS** brass

**BU** blue

**BZ** bronze

**CP** champagne

**FB** flat black

**GM** gun metal

**GR** green

**MB** military blue

**MN** mint

**MW** matte white

**OR** orange

**PL** purple

**RD** red

**SB** satin black

**SS** satin silver

**TG** textured gray

**TW** textured white

**YO** yellow


### premium finish



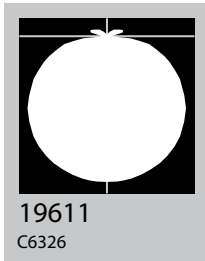
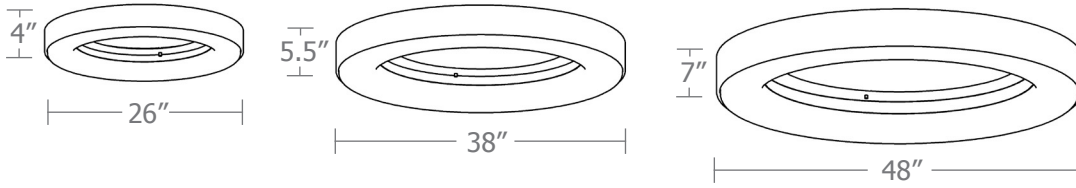
**BA** brushed aluminum

**RAL** specify RAL#

### options

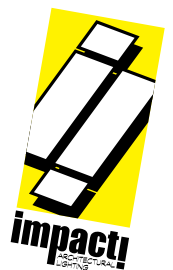
**90CRI**






Cat No	Delivered* Lumens	Watts		Amps	
		120V / 277V	120V	277V	
<b>C6326 LO</b>	2391	29	0.24	0.10	
<b>C6326 HI</b>	4452	54	0.45	0.19	
		ies file # 19611			
<b>C6338 LO</b>	2642	33.4	0.28	0.12	
<b>C6338 HI</b>	5117	71.5	.60	0.26	
		ies file # 19185			
<b>C6348 LO</b>	3550	53.4	.45	0.19	
		ies file # 19186			
<b>C6348 HI</b>	5900	97.8	.82	0.35	
		ies file # 19188			

\*delivered lumens based on 4000K, 80+ cri  
(90cri multiplier .83)



## Powder Coat Paint Finishes




**MW** matte white




**CP** champagne



**YO** yellow 1018




**TW** textured white



**BZ** bronze



**RD** red 3020




**AP** anodized paint




**BS** brass



**BU** blue 5017




**SS** satin silver



**GM** gun metal



**OR** orange 2011




**TG** textured gray



**BR** brick red



**MN** mint 6019




**FB** flat black



**BN** brown 8023



**GR** green 6018



**SB** satin black



**MB** military blue



**PL** purple 4005

For accurate color verification, actual finish samples are available upon request.

## Premium Finishes\*



**BA** brushed aluminum



**RAL#**

\*Available on select series. Consult product submittal for availability.

