

job name:
 type:

impulse™ spec sheet

material

trim ring

precision CNC spun .063" aluminum. rolled top edge for added strength and recessed lens plane eliminates visible mounting hardware.

diffuser

.125" virgin matte white acrylic lens.

luminous accent disc

.125" gloss acrylic available in a variety of translucent colors.

optics

reflector

segmented .050 aluminum painted high reflectance powder coat matte white.

internal dust shield

.125" P95 frost acrylic lens provides debris-free diffuser illumination.

top lens

.125" clear acrylic with prepainted white aluminum center disc reflector, protects LEDs while gently illuminating the dome/diffuser.

LED

custom LED board in 3000K, 3500K, or 4000K (80+ cri standard) optional 90cri (see below). under normal operating conditions, the LEDs employed are rated for >50,000hrs L70 (6.8K) per IES TM-21 from LM-80 test data. white power cord is standard with other color options listed below.

driver

integral, programmable, UL class P, class 2, universal input (120-277v), constant current, 0-10v dimming, 1% minimum dimming level, PF >.9, THD <20%, protections include open and short circuit, overload and over temperature.

mounting

5"dia. spun steel canopy in satin white with sloped ceiling adapter. single 12' stainless steel cable connects to field adjustable collector. an array of cables branch off and attach to reflector with adjustable grippers. cable system allows for exact AFF mounting heights.

emergency

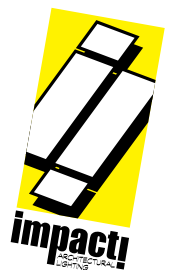
recommend use of inverter (by other).
 optional WREM: wired for remote EM battery (by other). 2nd power cord required.

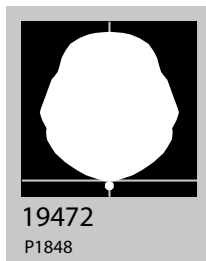


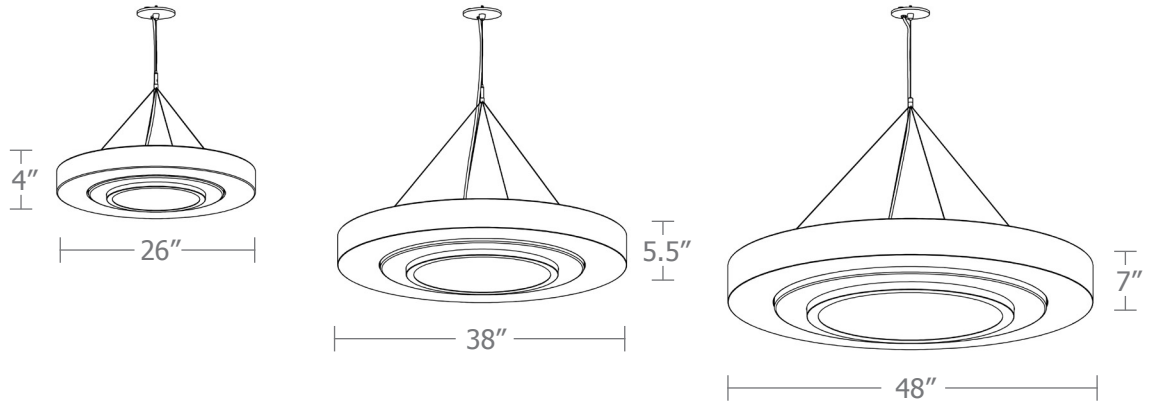


catalog number

| | | | | |
|--|--|--|--|--|
| | | | | |
|--|--|--|--|--|

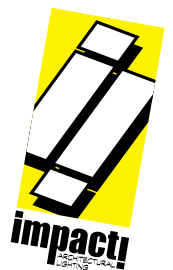
| size | accent disc | LED array | finish | options |
|---------------------------------------|--------------------|---|----------------------------|--|
| P2126 (2ft) 26"dia X 4"ht | B blue | 30FX 3000K | AP anodized paint | SBPC Silver braid power cord and white canopy |
| P2138 (3ft) 38"dia X 5.5"ht | O orange | 30LO 3000K | BN brown | 90CRI |
| P2148 (4ft) 48"dia X 7"ht | P prismatic | 30HI 3000K | BR brick red | WREM wired for remote EM battery pack (by other) (see note above) |
| | R red | 35FX 3500K | BS brass | |
| | | 35LO 3500K | BU blue | |
| | | 35HI 3500K | BZ bronze | |
| | | 40FX 4000K | CP champagne | |
| | | 40LO 4000K | FB flat black | |
| | | 40HI 4000K | GM gun metal | |
| | | CL xxxx lm custom lumens consult factory | GR green | |
| | | | MB military blue | |
| | | | MN mint | |
| | | | MW matte white | |
| | | | OR orange | |
| | | | PL purple | |
| | | | RD red | |
| | | | SB satin black | |
| | | | SS satin silver | |
| | | | TG textured gray | |
| | | | TW textured white | |
| | | | YO yellow | |
| | | | premium finish | |
| | | | BA brushed aluminum | |
| | | | RAL specify RAL# | |






| Cat No | Delivered* Lumens | Watts | | Amps | |
|-----------------|----------------------|-------------|------|------|--|
| | | 120V / 277V | 120V | 277V | |
| P2126 FX | 1690 | 15 | .13 | .05 | |
| P2126 LO | 3470 | 29 | .24 | .10 | |
| P2126 HI | 6701 | 57 | .48 | .21 | |
| | ies file # 19615 | | | | |
| P2138 FX | 3385 | 29 | .24 | .10 | |
| P2138 LO | 6580 | 57 | .48 | .21 | |
| P2138 HI | 13165 | 113 | .94 | .41 | |
| | ies file # 19469 | | | | |
| P2148 FX | 5075 | 44 | .37 | .16 | |
| P2148 LO | 9875 | 85 | .71 | .31 | |
| P2148 HI | 19750 | 170 | 1.42 | .61 | |

*delivered lumens based on 4000K, 80+ cri
(90cri multiplier .83)



Powder Coat Paint Finishes




MW matte white



CP champagne



YO yellow 1018




TW textured white



BZ bronze



RD red 3020




AP anodized paint




BS brass



BU blue 5017




SS satin silver



GM gun metal



OR orange 2011



TG textured gray



BR brick red



MN mint 6019



FB flat black



BN brown 8023



GR green 6018



SB satin black



MB military blue



PL purple 4005

For accurate color verification, actual finish samples are available upon request.

Premium Finishes*



BA brushed aluminum



RAL#

*Available on select series. Consult product submittal for availability.

