

job name:
 type:

9" top.is.tiki™ spec sheet

material

housing

precision CNC spun .063" aluminum. tapered drum with rolled bottom edge for added strength.

array platform

.080" spun aluminum.

bottom lens (optional)

.125" P95 frosted acrylic flat lens with 3 finger holes.

decorative ring (optional)

.125" colored acrylic ring.

optics

.050" spun aluminum conical reflector finished in high reflectance (>92%) matte white powder coat.

LED module

COB array in 2700K, 3000K, 3500K, or 4000K. (call factory for 5000K) (80+ cri standard) optional 90cri (see below). under normal operating conditions, the LEDs employed are rated for >50,000hrs L70 (6.8K) per IES TM-21 from LM-80 test data.

driver

integral, class 2, universal input (120-277v), constant current, 0-10v dimming, 1% minimum dimming level, PF >.9, THD <20%, protections include open and short circuit, overload and over temperature.

mounting

5"dia. spun steel canopy in satin white with 6 ft stainless steel cable tripod and field adjustable grippers that allow for exact AFF mounting heights. or select 12ft adjustable suspension. (drawing below)

premium mountings

colored cloth cord (optional)

spun aluminum canopy painted to match fixture. ultrathin vertical stainless steel cable and field adjustable gripper that allow for exact AFF mounting heights. cloth-covered power cord color options listed below. cord requires special stripping tool (link).

power over cable (optional)

spun aluminum canopy painted to match fixture. Class 2 LED powered suspension system that suspends and powers the fixture with thin stainless steel copper-core conductive cables, providing a clean look without the need for a separate power cord. powered suspension requires cable cutter (link) specifically designed to cut stainless steel aircraft cable from 1/32" to 1/8".

finish

select from standard powder coat paint finishes or specify RAL# for custom colors.

emergency

recommend use of inverter (by other).

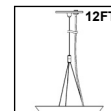
optional WREM: wired for remote EM battery (by other). if using WHPC, SBPC, or BKPC cords, 2nd power cord required.



catalog number


P4909					
-------	--	--	--	--	--

size	CCT	lumens	painted finishes	power cord	options
P4909 9"dia X 8.5"ht see pages 2 & 3 for info on P4913 and P4917	27 2700K 30 3000K 35 3500K 40 4000K	LO 1125 lm HI 2250 lm HX 3155 lm	AP anodized paint BN brown BR brick red BS brass BU blue BZ bronze CP champagne FB flat black GM gun metal GR green MB military blue MN mint MW matte white OR orange PL purple RD red SB satin black SS satin silver TG textured gray TW textured white YO yellow	WHPC white power cord and canopy BKPC black power cord and canopy SBPC silver braid power cord and white canopy premium (driver canopy required) (not available w/ 12ft option) BUPC blue cloth cord ORPC orange cloth cord PLPC purple cloth cord RDPC red cloth cord WGPC white & gray dot cloth cord POC power over cable	6FT 72" cables 12FT 12ft adjustable suspension* 90CRI BL Bottom lens DRA amber decorative ring DRB blue decorative ring DRF frost decorative ring DRG green decorative ring DRR red decorative ring DRY yellow decorative ring WREM wired for remote EM battery pack (by other) (see note above) *not available with premium power cords



premium finish

RAL specify RAL#



job name:
 type:

13" top.ls.tiki™ spec sheet

material

housing

precision CNC spun .063" aluminum. tapered drum with rolled bottom edge for added strength.

array platform

.080" spun aluminum.

bottom lens (optional)

.125" P95 frosted acrylic flat lens with 3 finger holes.

decorative ring (optional)

.125" colored acrylic ring.

optics

.050" spun aluminum conical reflector finished in high reflectance (>92%) matte white powder coat.

LED module

COB array in 2700K, 3000K, 3500K, or 4000K. (call factory for 5000K) (80+ cri standard) optional 90cri (see below). under normal operating conditions, the LEDs employed are rated for >50,000hrs L70 (6.8K) per IES TM-21 from LM-80 test data.

driver

integral, programmable, class 2, universal input (120-277v), constant current, 0-10v dimming, 1% minimum dimming level, PF >.9, THD <20%, protections include open and short circuit, overload and over temperature.

mounting

5"dia. spun steel canopy in satin white with 6ft stainless steel cable tripod and field adjustable grippers that allow for exact AFF mounting heights. or select 12ft adjustable suspension. (drawing below)

premium mountings

colored cloth cord (optional)

spun aluminum canopy painted to match fixture. ultrathin vertical stainless steel cable and field adjustable gripper that allow for exact AFF mounting heights. cloth-covered power cord color options listed below. cord requires special stripping tool (link).

power over cable (optional)

spun aluminum canopy painted to match fixture. Class 2 LED powered suspension system that suspends and powers the fixture with thin stainless steel copper-core conductive cables, providing a clean look without the need for a separate power cord. powered suspension requires cable cutter (link) specifically designed to cut stainless steel aircraft cable from 1/32" to 1/8".

finish

select from standard powder coat paint finishes or specify RAL# for custom colors.

emergency

recommend use of inverter (by other).


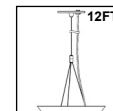
optional WREM: wired for remote EM battery (by other). if using WHPC, SBPC, or BKPC cords, 2nd power cord required.




catalog number

P4913					
-------	--	--	--	--	--

size	CCT	lumens	painted finishes	power cord	options
P4913 13"dia X 12"ht see page 3 for info on P4917	27 2700K 30 3000K 35 3500K 40 4000K	FX 1600 lm LO 2900 lm HI 3700 lm HX 5000 lm CL* xxxx lm custom lumens consult factory	AP anodized paint BN brown BR brick red BS brass BU blue BZ bronze CP champagne FB flat black GM gun metal GR green MB military blue MN mint MW matte white OR orange PL purple RD red SB satin black SS satin silver TG textured gray TW textured white YO yellow	WHPC white power cord and canopy BKPC black power cord and canopy SBPC silver braid power cord and white canopy premium (driver canopy required) (not available w/ 12ft option) BUPC blue cloth cord ORPC orange cloth cord PLPC purple cloth cord RDPC red cloth cord WGPC white & gray dot cloth cord POC power over cable	6FT 72" cables 12FT 12ft adjustable suspension* 90CRI BL Bottom lens DRA amber decorative ring DRB blue decorative ring DRF frost decorative ring DRG green decorative ring DRR red decorative ring DRY yellow decorative ring WREM wired for remote EM battery pack (by other) (see note above) *not available with premium power cords



premium finish
RAL specify RAL#



job name:
 type:

17" top.ls.tiki™ spec sheet

material

housing

precision CNC spun .063" aluminum. tapered drum with rolled bottom edge for added strength.

array platform

.080" spun aluminum.

bottom lens (optional)

.125" P95 frosted acrylic flat lens with 3 finger holes.

decorative ring (optional)

.125" colored acrylic ring.

optics

.050" spun aluminum conical reflector finished in high reflectance (>92%) matte white powder coat.

LED module

COB array in 2700K, 3000K, 3500K, or 4000K. (call factory for 5000K) (80+ cri standard) optional 90cri (see below). under normal operating conditions, the LEDs employed are rated for >50,000hrs L70 (6.8K) per IES TM-21 from LM-80 test data.

driver

integral, class 2, universal input (120-277v), constant current, 0-10v dimming, 1% minimum dimming level, PF >.9, THD <20%, protections include open and short circuit, overload and over temperature.

mounting

5"dia. spun steel canopy in satin white with 6ft stainless steel cable tripod and field adjustable grippers that allow for exact AFF mounting heights. or select 12ft adjustable suspension. (drawing below)

premium mountings

colored cloth cord (optional)

spun aluminum canopy painted to match fixture. ultrathin vertical stainless steel cable and field adjustable gripper that allow for exact AFF mounting heights. cloth-covered power cord color options listed below. cord requires special stripping tool (link).

power over cable (optional)

spun aluminum canopy painted to match fixture. Class 2 LED powered suspension system that suspends and powers the fixture with thin stainless steel copper-core conductive cables, providing a clean look without the need for a separate power cord. powered suspension requires cable cutter (link) specifically designed to cut stainless steel aircraft cable from 1/32" to 1/8".

finish

select from standard powder coat paint finishes or specify RAL# for custom colors.

emergency

recommend use of inverter (by other).

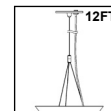
optional WREM: wired for remote EM battery (by other). if using WHPC, SBPC, or BKPC cords, 2nd power cord required.




catalog number



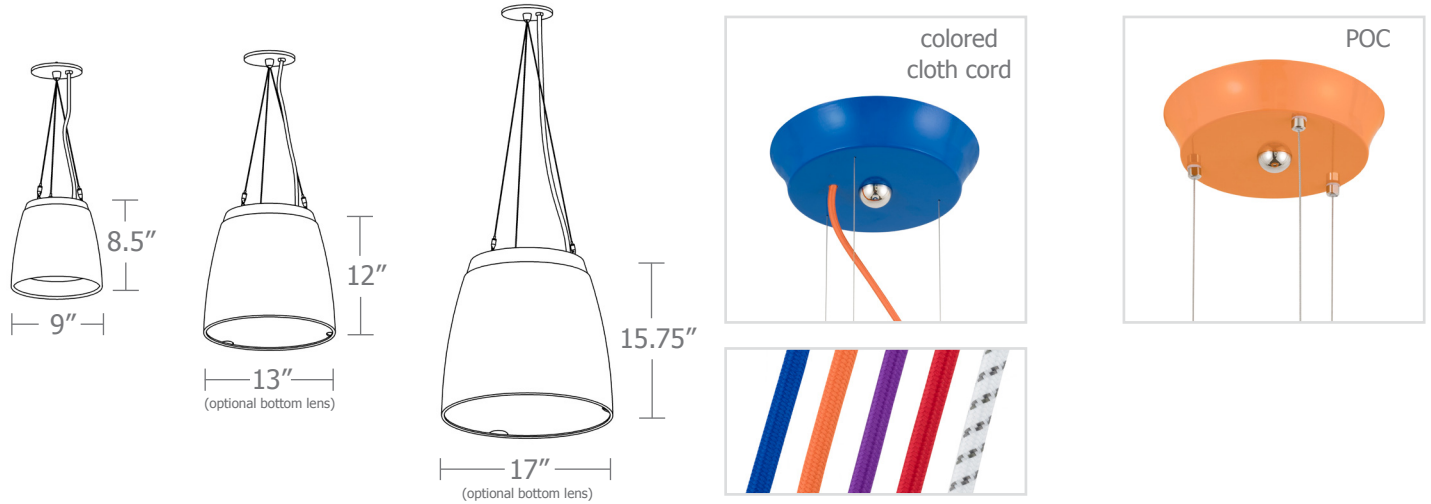
P4917					
-------	--	--	--	--	--

size	CCT	lumens	painted finishes	power cord	options
P4917 17"dia X 15.75"ht	27 2700K	FX 2500 lm	AP anodized paint	WHPC white power cord and canopy	6FT 72" cables
	30 3000K	LO 3500 lm	BN brown	BKPC black power cord and canopy	12FT 12ft adjustable suspension*
	35 3500K	HI 5000 lm	BR brick red	SBPC silver braid power cord and white canopy	90CRI
	40 4000K	HX 6000 lm	BS brass	premium (driver canopy required) (not available w/ 12ft option)	BL Bottom lens
		CL* xxxx lm custom lumens consult factory	BU blue	BUPC blue cloth cord	DRA amber decorative ring
			BZ bronze	ORPC orange cloth cord	DRB blue decorative ring
			CP champagne	PLPC purple cloth cord	DRF frost decorative ring
			FB flat black	RDPC red cloth cord	DRG green decorative ring
			GM gun metal	WGPC white & gray dot cloth cord	DRR red decorative ring
			GR green	POC power over cable	DRY yellow decorative ring
			MB military blue		WREM wired for remote EM battery pack (by other) (see note above)
			MN mint		*not available with premium power cords
			MW matte white		
			OR orange		
			PL purple		
			RD red		
			SB satin black		
			SS satin silver		
			TG textured gray		
			TW textured white		
			YO yellow		



premium finish
RAL specify RAL#






Cat No **Delivered* Lumens** **Watts 120V / 277V** **Amps 120V 277V**


Cat No	Delivered* Lumens	Watts 120V / 277V	Amps 120V	Amps 277V
P4909 LO	1125	10	.08	.04
P4909 HI	2250	20	.17	.07
P4909 HX	3155	28	.23	.10
P4913 FX	1600	16	.13	.06
P4913 LO	2900	25	.21	.09
P4913 HI	3700	32	.27	.12
ies file # 20616.1, 20617.1**				
P4913 HX	5000	42	.35	.15
P4917 FX	2500	22	.18	.08
P4917 LO	3500	31	.26	.11
ies file # 20688				
P4917 HI	5000	42	.35	.15
P4917 HX	6000	52	.43	.19

*delivered lumens based on 4000K, 80+ cri (90cri multiplier .83)

**includes bottom lens option
BL multiplier .90



Powder Coat Paint Finishes




MW matte white




CP champagne



YO yellow 1018



TW textured white



BZ bronze



RD red 3020




AP anodized paint




BS brass



BU blue 5017




SS satin silver



GM gun metal



OR orange 2011




TG textured gray



BR brick red



MN mint 6019




FB flat black



BN brown 8023



GR green 6018



SB satin black



MB military blue



PL purple 4005

For accurate color verification, actual finish samples are available upon request.

Premium Finishes*



RAL#

*Available on select series. Consult product submittal for availability.

