

job name:
 type:

fun.I™ spec sheet 90CRI

driver housing / power head

extruded aluminum with silver anodized or black anodized finish, acts as heat sink as well. also available in painted finishes listed below.

diffuser

6" dia. .100" clear acrylic cylinder solvent welded to 10" dia gloss white acrylic cone.

LED module

COB array in 2700K, 3000K, 3500K, or 4000K. (call factory for 5000K) (90+ cri standard). under normal operating conditions, the LEDs employed are rated for >50,000hrs L70 (6.8K) per IES TM-21 from LM-80 test data.

driver

integral, programmable, UL class P, class 2, universal input (120-277v), constant current, 0-10v dimming, 1% minimum dimming level, PF >.9, THD <20%, protections include open and short circuit, overload and over temperature.

mounting

5" dia. spun steel canopy in satin white with single or dual stainless steel cables and field adjustable grippers that allow for exact AFF mounting heights.

premium mountings

colored cloth cord (optional)

extruded aluminum canopy painted to match fixture. ultrathin vertical stainless steel cable and field adjustable gripper that allow for exact AFF mounting heights. cloth-covered power cord color options listed below. cord requires special stripping tool (link).

power over cable (optional)

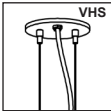
extruded aluminum canopy painted to match fixture. Class 2 LED powered suspension system that suspends and powers the fixture with thin stainless steel copper-core conductive cables, providing a clean look without the need for a separate power cord. powered suspension requires cable cutter (link) specifically designed to cut stainless steel aircraft cable from 1/32" to 1/8".


emergency


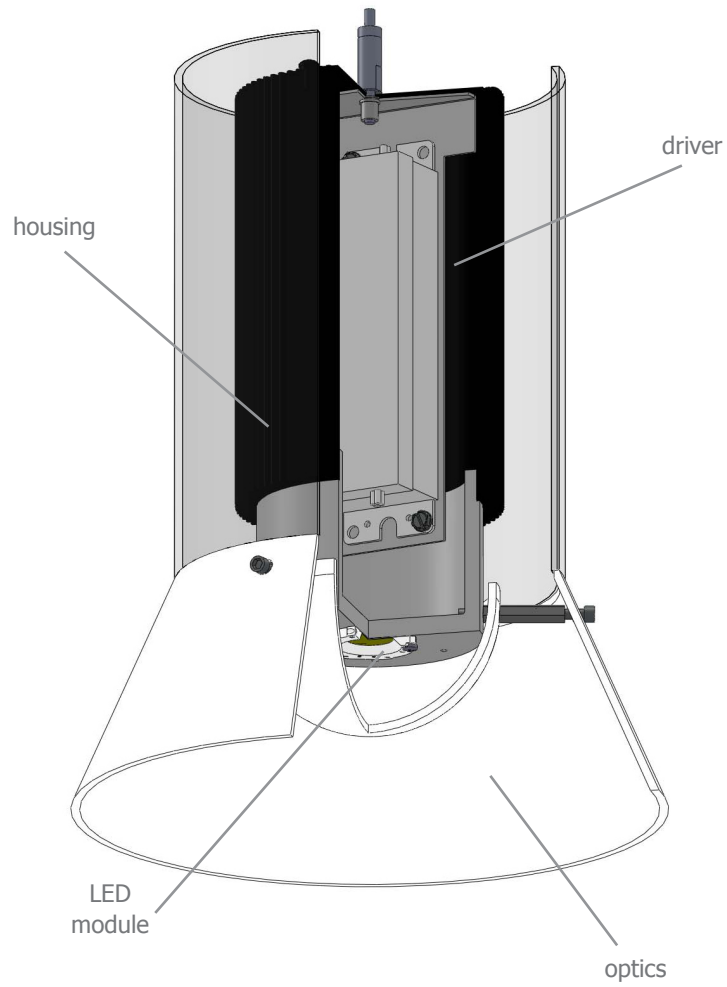

recommend use of inverter (by other). optional WREM: wired for remote EM battery (by other). if using WHPC, SBPC, or BKPC cords, 2nd power cord required.



catalog number

P9712					
size	CCT	lumens	anodized finishes	power cord	options
P9712 10"dia X 12"ht	27 2700K	FX 1075 lm	AN silver anodized	WHPC white power cord and canopy	3FT 36" cable
	30 3000K	LO 1515 lm	ANB anodized black	BKPC black power cord and canopy	6FT 72" cable
	35 3500K	CL* xxxx lm <small>*custom lumens consult factory</small>	Painted finish	SBPC silver braid power cord and white canopy	12FT 144" cable*
	40 4000K		BS brass	premium (driver canopy required) (not available w/ 12ft option)	VHS 2-point vertical hanging system
			BU blue	BUPC blue cloth cord	WREM wired for remote EM battery pack <small>(by other) (see note above)</small>
			BZ bronze	ORPC orange cloth cord	<small>*not available with premium power cords</small>
			CP champagne	PLPC purple cloth cord	
			GM gun metal	RDPC red cloth cord	
			MB military blue	WGPC white & gray dot cloth cord	
			MW matte white	POC power over cable	
			OR orange		
			RD red		
			SS satin silver		
			TG textured gray		
			YO yellow		
			premium finish		
			RAL specify RAL#		





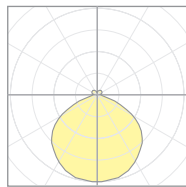
Calculation Table

The application of a Light Loss Factor is required to:

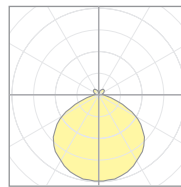
- match the lumen output for the power module specified
- incorporate the increased lumen output due to LED/Driver upgrades

Cat No	Delivered* Lumens	Watts 120V / 277V	IES File	LLF to be applied
P9712 FX	1075	14	19349	1.01
P9712 LO	1515	20	19348	1.06


*delivered lumens based on 4000K, 90+ cri



19349
P9924-40FX



19348
P9712-40LO

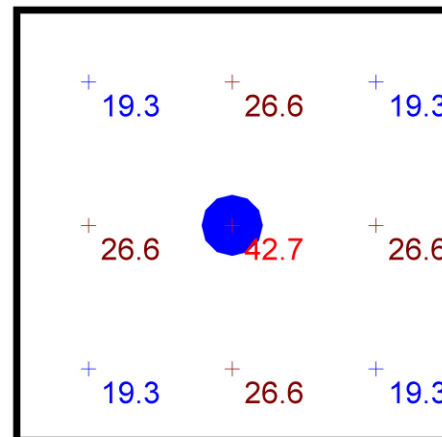


Typical Lighting Layout


Schedule					
Quantity	Manufacturer	Catalog Number	Description	Lamp	Wattage
1	Impact Architectural Lighting	P9712 40LO	10" dia. pendant fun.l	4000k 90cri LED	20

Statistics						
Description	Symbol	Avg	Max	Min	Max/Min	Avg/Min
fun.l	+	25.1 fc	42.7 fc	19.3 fc	2.2:1	1.3:1

- 8' x 8' x 10'H space
- 80/50/20 reflectances
- fixture at 8' aff
- FC readings at 2.5' aff
- layout conducted using LO lumen 90 CRI package providing 1515 delivered lumens




Plan View
Scale - 1" = 2ft




Powder Coat Paint Finishes



MW matte white




SS satin silver



TG textured gray



CP champagne



BZ bronze



GM gun metal



OR orange 2011



BU blue 5017



BS brass



RD red 3020



YO yellow 1018



MB military blue

For accurate color verification, actual finish samples are available upon request.

Premium Finishes*



RAL#

*Available on select series. Consult product submittal for availability.

