

job name:
 type:

12" yo.yo™ spec sheet

material

housing

three-piece precision CNC spun .063" aluminum.

bottom diffuser

.125" gloss white acrylic.

LED module

two COB light engines in 2700K, 3000K, 3500K, or 4000K. (call factory for 5000K) (80+ cri standard) optional 90cri (see below). under normal operating conditions, the LEDs employed are rated for >50,000hrs L70 (6.8K) per IES TM-21 from LM-80 test data.

driver

integral, programmable, UL class P, class 2, universal input (120-277v), constant current, 0-10v dimming, 1% minimum dimming level, PF > .9, THD <20%, protections include open and short circuit, overload and over temperature. (dual circuit dimming optional) (requires second power cord)

mounting

5"dia. spun steel canopy in satin white with 6ft stainless steel cable tripod and field adjustable grippers that allow for exact AFF mounting heights. or select 12ft adjustable suspension. (drawing below)

finish

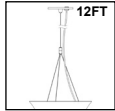
select from standard powder coat paint finishes or specify RAL# for custom colors.


emergency

recommend use of inverter (by other). optional WREM: wired for remote EM battery (by other). if using WHPC, SBPC, or BKPC cords, 2nd power cord required.



catalog number

P5012						
size	indirect LED		direct LED		options	
P5012 12"dia X 8"ht	CCT	lumens	CCT	lumens	power cord	
see page 2 for info on P5016	27	2700K	FX	700 lm	27	2700K
	30	3000K	LO	1200 lm	30	3000K
	35	3500K	HI	2000 lm	35	3500K
	40	4000K			40	4000K
					painted finishes	
					AP	anodized paint
					BN	brown
					BR	brick red
					BS	brass
					BU	blue
					BZ	bronze
					CP	champagne
					FB	flat black
					GM	gun metal
					GR	green
					MB	military blue
					MN	mint
					MW	matte white
					OR	orange
					PL	purple
					RD	red
					SB	satin black
					SS	satin silver
					TG	textured gray
					TW	textured white
					YO	yellow
					premium finish	
					RAL specify RAL#	
					6FT 72" cable	
					12FT 12ft adjustable suspension	
					90CRI	
					DCDM dual circuit wiring on dimming direct/indirect (requires 2nd power cord)	
					WREM wired for remote EM battery pack (by other) (see note above)	
						



job name:
 type:

16" yo.yo™ spec sheet

material
housing
 three-piece precision CNC spun .063" aluminum.
bottom diffuser
 .125" gloss white acrylic.

LED module
 two COB light engines in 2700K, 3000K, 3500K, or 4000K. (call factory for 5000K) (80+ cri standard) optional 90cri (see below).
 under normal operating conditions, the LEDs employed are rated for >50,000hrs L70 (6.8K) per IES TM-21 from LM-80 test data.

driver
 integral, programmable, UL class P, class 2, universal input (120-277v), constant current, 0-10v dimming, 1% minimum dimming level, PF >.9, THD <20%, protections include open and short circuit, overload and over temperature.

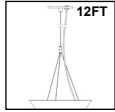
mounting
 5"dia. spun steel canopy in satin white with 6ft stainless steel cable tripod and field adjustable grippers that allow for exact AFF mounting heights. or select 12ft adjustable suspension. (drawing below)

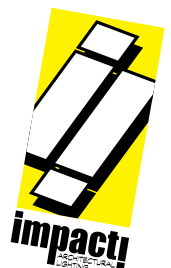
finish
 select from standard powder coat paint finishes or specify RAL# for custom colors.

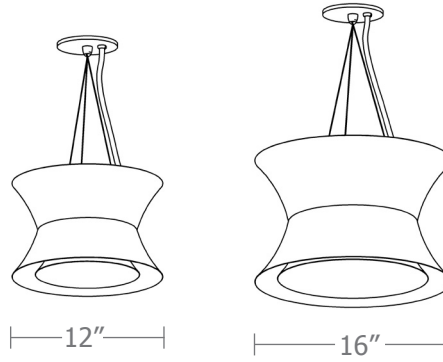
emergency
 recommend use of inverter (by other).
 optional WREM: wired for remote EM battery (by other). if using WHPC, SBPC, or BKPC cords, 2nd power cord required.



catalog number

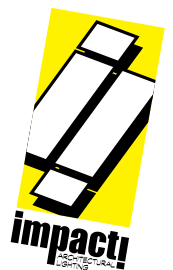
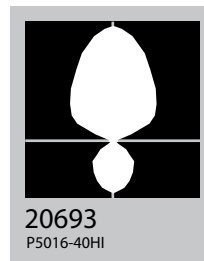
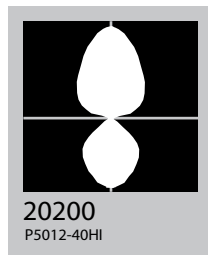
P5016						
size P5016 16.25"dia X 10.25"ht	indirect LED CCT lumens 27 2700K FX 700 lm 30 3000K LO 1800 lm 35 3500K HI 3000 lm 40 4000K	direct LED CCT lumens 27 2700K FX 400 lm 30 3000K LO 800 lm 35 3500K HI 1150 lm 40 4000K	painted finishes AP anodized paint BN brown BR brick red BS brass BU blue BZ bronze CP champagne FB flat black GM gun metal GR green MB military blue MN mint MW matte white OR orange PL purple RD red SB satin black SS satin silver TG textured gray TW textured white YO yellow	power cord WHPC white power cord and canopy BKPC black power cord and canopy SBPC silver braid power cord and white canopy	options 6FT 72" cable 12FT 12ft adjustable suspension 90CRI DCDM dual circuit wiring on dimming direct/indirect (requires 2nd power cord) WREM wired for remote EM battery pack (by other) (see note above)	
			premium finish RAL specify RAL#			






Cat No	Indirect Delivered* Lumens	Watts		Amps		Direct Delivered Lumens	Watts		Amps	
		120V/277V	120V	277V	120V/277V		120V	277V		
P5012 FX	700	7				400	7			
P5012 LO	1200	12				700	12			
P5012 HI	2000	21				900	16			
		ies file # 20200								
P5016 FX	700	7				400	7			
P5016 LO	1800	19				800	14			
P5016 HI	3000	30				1150	21			
		ies file # 20693								

*delivered lumens based on 4000K, 80+ cri (90cri multiplier .83)



Powder Coat Paint Finishes




MW matte white



CP champagne



YO yellow 1018



TW textured white



BZ bronze



RD red 3020




AP anodized paint




BS brass



BU blue 5017




SS satin silver



GM gun metal



OR orange 2011




TG textured gray



BR brick red



MN mint 6019




FB flat black



BN brown 8023



GR green 6018



SB satin black



MB military blue



PL purple 4005

For accurate color verification, actual finish samples are available upon request.

Premium Finishes*



RAL#

*Available on select series. Consult product submittal for availability.

