

job name:
 type:

mel.o iii™ spec sheet

driver housing / power head

extruded aluminum with silver anodized or black anodized finish, acts as heat sink as well. also available in painted finishes listed below.

diffuser

.25" parabolic matte white acrylic with .125" matte white acrylic convex diffuser and .187" pattern 12 prismatic clear acrylic concave dome.

bottom lens (optional)

P95 frosted acrylic bottom lens solvent welded to bottom of parabolic diffuser.

LED module

COB array in 2700K, 3000K, 3500K, or 4000K. (call factory for 5000K) (80+ cri standard) optional 90cri (see below). under normal operating conditions, the LEDs employed are rated for >50,000hrs L70 (6.8K) per IES TM-21 from LM-80 test data.

driver

integral, programmable, UL class P, class 2, universal input (120-277v), constant current, 0-10v dimming, 1% minimum dimming level, PF >.9, THD <20%, protections include open and short circuit, overload and over temperature.

mounting

5" dia. spun steel canopy in satin white with single or dual stainless steel cables and field adjustable grippers that allow for exact AFF mounting heights.

premium mountings

colored cloth cord (optional)

extruded aluminum canopy painted to match fixture. ultrathin vertical stainless steel cable and field adjustable gripper that allow for exact AFF mounting heights. cloth-covered power cord color options listed below. cord requires special stripping tool (link).

power over cable (optional)

extruded aluminum canopy painted to match fixture. Class 2 LED powered suspension system that suspends and powers the fixture with thin stainless steel copper-core conductive cables, providing a clean look without the need for a separate power cord. powered suspension requires cable cutter (link) specifically designed to cut stainless steel aircraft cable from 1/32" to 1/8".

emergency

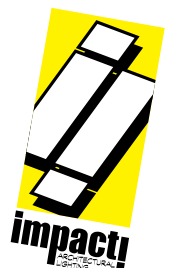
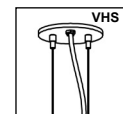
recommend use of inverter (by other). optional WREM: wired for remote EM battery (by other). if using WHPC, SBPC or BKPC cords, 2nd power cord required.



catalog number


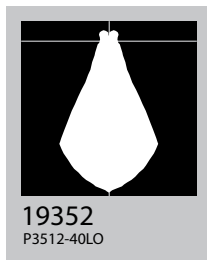

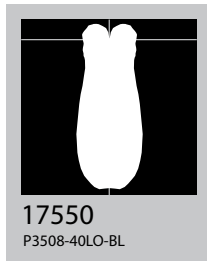


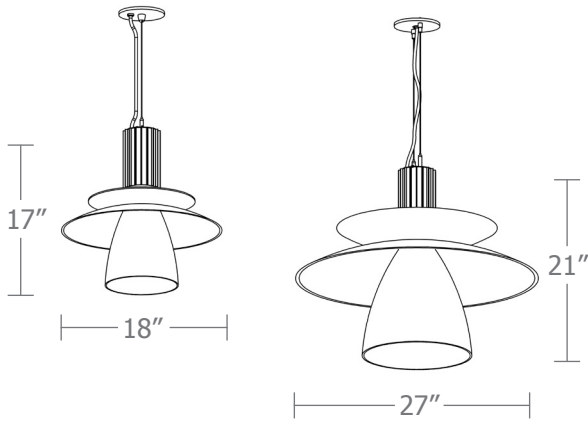
--	--	--	--	--	--	--

size	concave dome	CCT	lumens	powerhead finish	power cord	options
P8718 18" dia X 17" ht	P prismatic	27 2700K	FX 1750 lm	AN silver anodized ANB anodized black	WHPC white power cord and canopy BKPC black power cord and canopy SBPC silver braid power cord and white canopy	3FT 36" cable 6FT 72" cable 12FT 144" cable*
P8727 27" dia X 21" ht		30 3000K 35 3500K 40 4000K	LO 2500 lm HI 3200 lm HX 4350 lm CL * xxxx lm <small>* custom lumens consult factory</small>	painting finish BN brown BR brick red BS brass BU blue BZ bronze CP champagne GM gun metal GR green MB military blue MN mint MW matte white OR orange PL purple RD red SS satin silver TG textured gray TW textured white YO yellow	premium (driver canopy required) (not available w/ 12ft option) BUPC blue cloth cord ORPC orange cloth cord PLPC purple cloth cord RDPC red cloth cord WGPC white & gray dot cloth cord POC power over cable	90CRI BL frosted acrylic bottom lens, solvent welded. VHS 2-point vertical hanging system WREM wired for remote EM battery pack (by other) (see note above) <small>*not available with premium power cords</small>



premium finish
RAL specify RAL#






Cat No	Delivered Lumens*	Watts		Amps	
		120V / 277V	120V	277V	277V

P8718 FX	1750	14	.12	.05
P8718 LO	2500	20	.17	.07
	ies file # 17549, # 17550**, # 17554			
P8718 HI	3200	29	.24	.10
	ies file # 19342 & # 19343**			
P8718 HX	4350	38	.32	.14
P8727 FX	1750	14	.12	.05
P8727 LO	2500	20	.17	.07
	ies file # 19352			
P8727 HI	3200	29	.24	.10
	ies file # 17555			
P8727 HX	4350	38	.32	.14

*delivered lumens based on 4000K, 80+ cri (90cri multiplier .83)

**includes bottom lens option (BL multiplier .90)



Powder Coat Paint Finishes




MW matte white




CP champagne



YO yellow 1018



TW textured white



BZ bronze




RD red 3020




BS brass



BU blue 5017




SS satin silver



GM gun metal



OR orange 2011



TG textured gray



BR brick red



MN mint 6019



BN brown 8023



GR green 6018



MB military blue



PL purple 4005

For accurate color verification, actual finish samples are available upon request.

Premium Finishes*



RAL#

*Available on select series. Consult product submittal for availability.

