

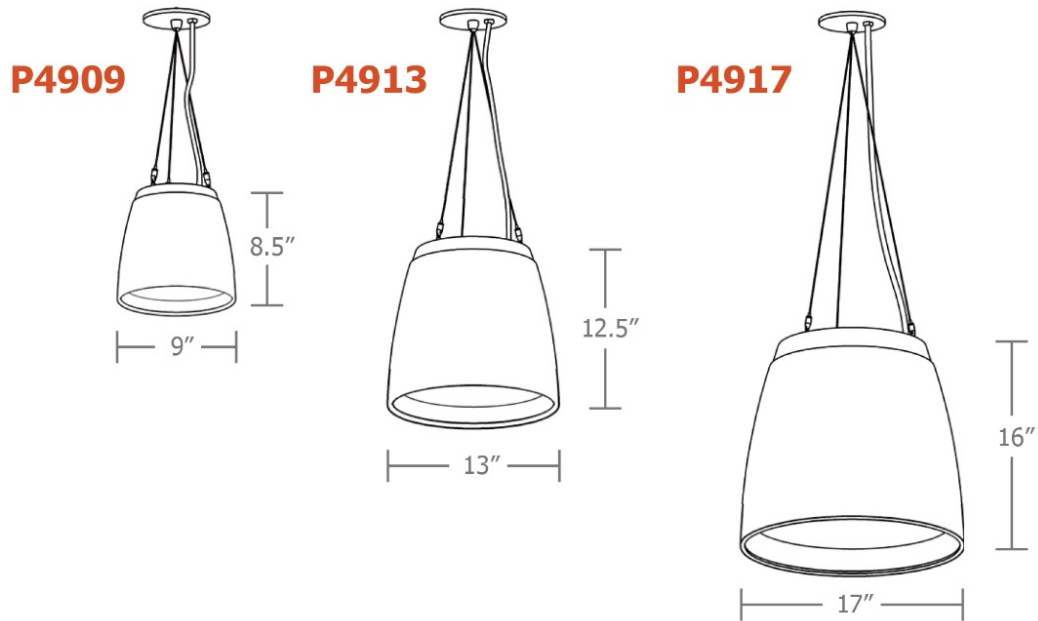


top.ls.tiki™ 5-slider

your lighting rep has
recommended the **top.ls.tiki™**
pendant for your project
Let's take a quick look:



sizes and lumens



- P4909 (9") / 1125 – 3355 lm
- P4913 (13") / 1600 – 5000 lm
- P4917 (17") / 2500 – 6000 lm



construction

(POC) power over cable
suspension system option
provides a clean look without the
need for a separate power cord

precision CNC spun aluminum
tapered drum with rolled bottom
edge for added strength

spun aluminum inner conical
reflector finished in high
reflectance (>92%) matte white
powder coat paint

integral driver, field maintainable, universal
input (120-277v), 0-10v controllable to 1%
dimming.



downlight portion either open, frosted lens,
or decorative colored ring in amber, blue,
frost, green, red, or yellow

5" dia. mounting canopy with stainless
steel cable tripod and field adjustable
grippers for exact mounting height

optional colored cloth power cord
in blue, orange, purple, red or
white & gray dot

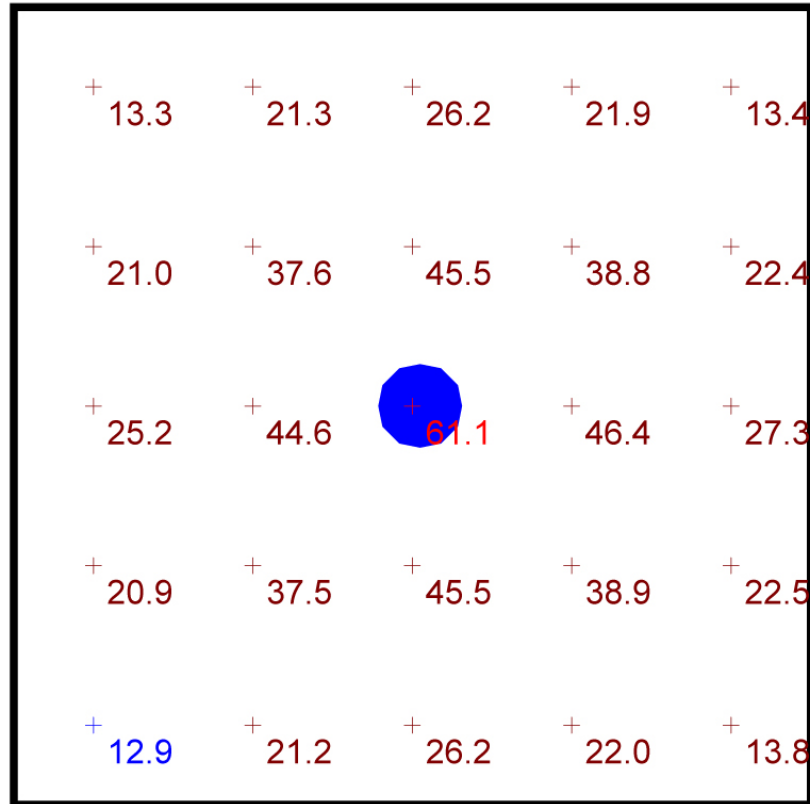
single COB LED module in
80+ CRI standard or optional
90 CRI. 2700K, 3000K, 3500K
and 4000K

21 standard powder
coat paint finishes
+ custom RAL colors

performance

Statistics


Description	Symbol	Avg	Max	Min	Max/Min	Avg/Min
top.ls.tiki	+	29.1 fc	61.1 fc	12.9 fc	4.7:1	2.3:1



Plan View
Scale - 1" = 2ft

- 10' x 10' x 12'H space
- 80/50/20 reflectances
- bottom of fixture at 10' aff
- FC readings at 2.5' aff
- layout conducted using P4913 HI lumen package (3700 delivered lumens)





www.impactltg.com

- spec sheet and color chart
- photometric files and BIM models
- built to order in Saint Louis, MO, USA
- 4-week lead time

top.ls.tiki™ 5-slider

