

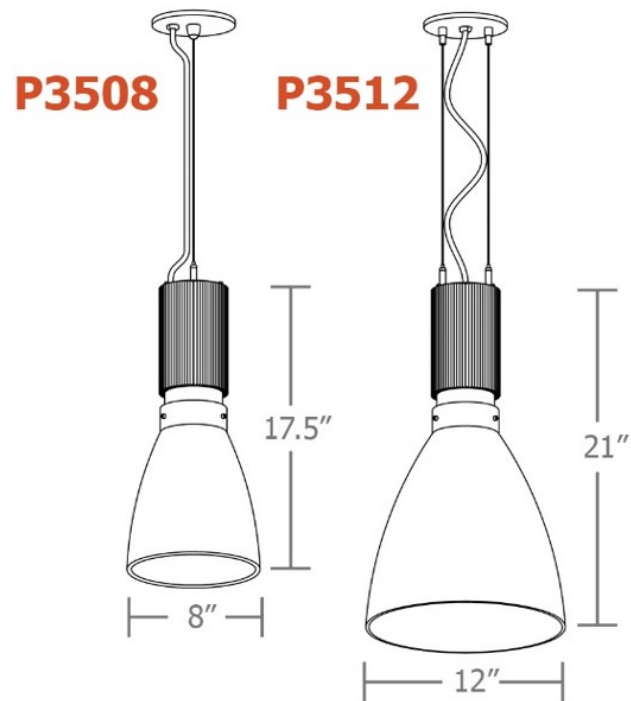


imago™ 5-slider

your lighting rep has
recommended the **imago™**
pendant for your project
Let's take a quick look:



sizes and lumens



- P3508 (8") / 1750 – 4350 lm
- P3512 (12") / 1750 – 4350 lm



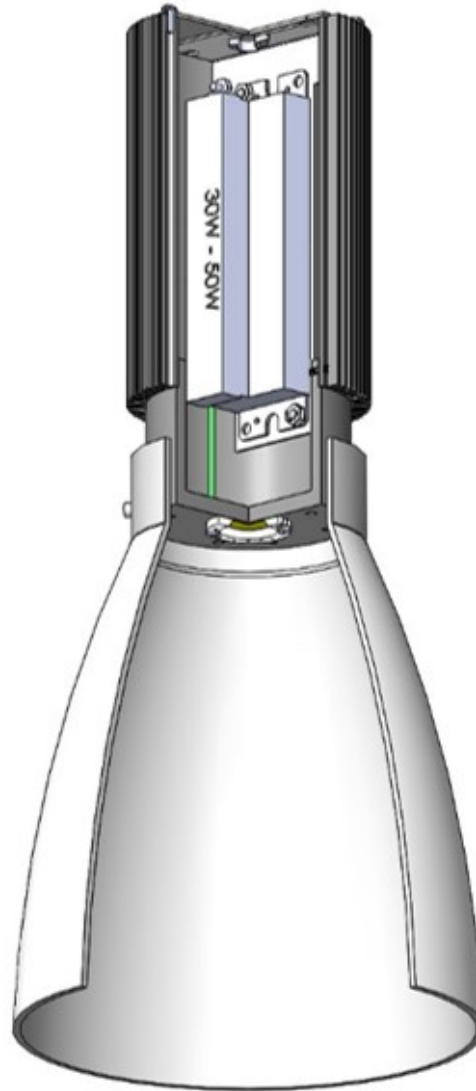
construction

integral programmable driver,
constant current , universal input
(120-277v), field maintainable,
0-10v controllable to 1% dimming.

2 anodized finishes, 18 standard
powder coat paint finishes
+ custom RAL colors

single COB LED module in 80+ CRI
standard or optional 90 CRI
2700K, 3000K, 3500K and 4000K.

.25" open bottom parabolic
matte white acrylic diffuser



5" dia. spun steel canopy with
single or dual field adjustable
stainless-steel cables

(POC) power over cable suspension
system option provides a clean look
without the need for a separate power
cord

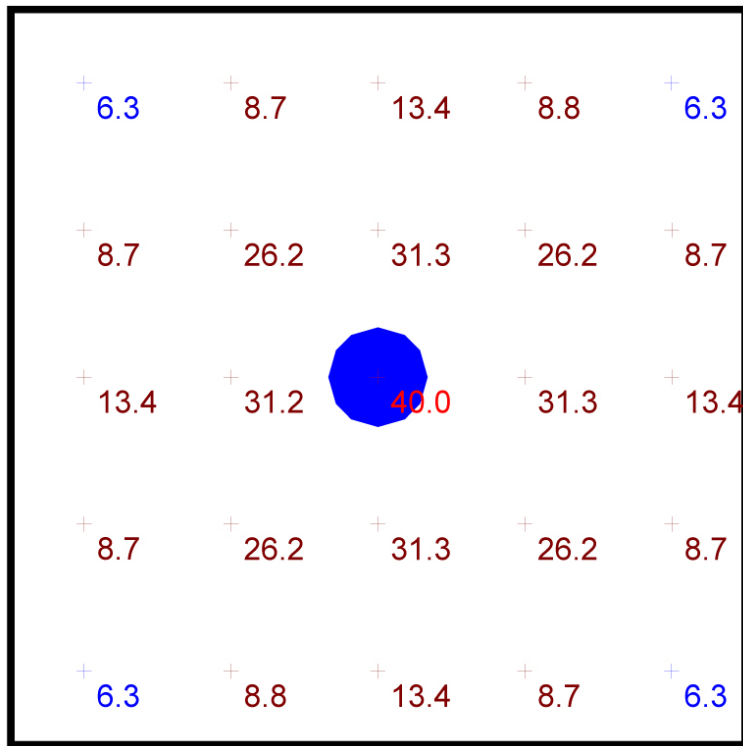
optional colored cloth power cord in
blue, orange, purple, red, or white
& gray dot

optional frosted acrylic bottom lens, solvent
welded to bottom of parabolic diffuser

performance

Statistics

Description	Symbol	Avg	Max	Min	Max/Min	Avg/Min
imago	+	16.7 fc	40.0 fc	6.3 fc	6.3:1	2.7:1



Plan View
Scale - 1" = 2ft

- 10' x 10' x 14'H space
- 80/50/20 reflectances
- bottom of fixture at 10' aff
- FC readings at 2.5' aff
- layout conducted using P3512 HI output (3200 delivered lumens)





www.impactltg.com

- spec sheet and color chart
- photometric files and BIM models
- built to order in Saint Louis, MO, USA
- 4-week lead time

imago™ 5-slider

