

job name:   
 type:

## i.drop™ LED spec sheet

### material

#### driver housing

spun .063" aluminum trumpet. available in a variety of finishes listed below.

### optics

#### diffuser

.125" gloss white virgin acrylic. reinforced top opening on 26" and 34".

### efficiency

constant current driver operates LED consistently, regulating the current flow through it to produce the most consistent light output and efficiency. constant current driver protects LEDs from voltage fluctuations in the building power system, eliminating stress from over voltage, inrush surges, and flicker from voltage fluctuations, assuring long service life.

### LED

#### body illumination

Heilux LumaFilm® flexible planar LED lighting sheet in 3000K, 3500K, or 4000K (85CRI), utilizing emitters rated at >77,000hrs L<sub>70</sub> per TM21-11 from LM80 data.

#### downlight

Bridgelux Vero series in 3000K, 3500K, or 4000K (80CRI), with rated life of >36,000hrs L<sub>70</sub>(9K) per IES TM21-11, and >70,000hrs projected life.

### driver

class 2 power unit, universal input (120-277 vac), 10% minimum dimming level, PF >92, THD <20% at full load, >418khrs MTBF, protections include short circuit, over current, over voltage and over temperature. wired from factory for 0-10v dimming.

### mounting

designed to mount to 4 inch octagon junction box (by other). consult factory for installation instructions.

### emergency

emergency not available. if required, recommend use of inverter (by other).



## catalog number

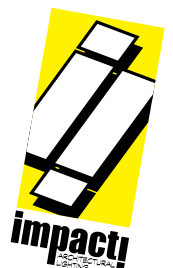
--	--	--	--	--

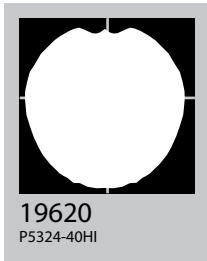

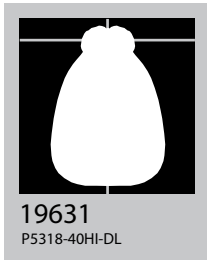
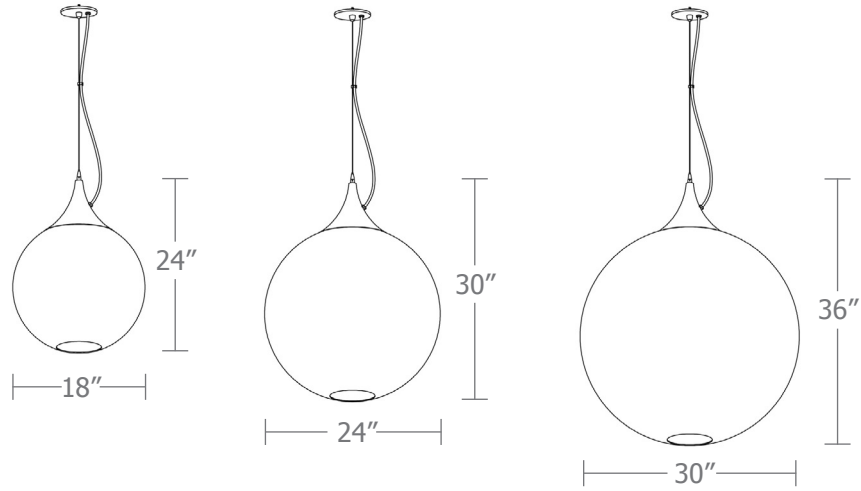
size	body illumination	downlight	finish	options
<b>P5318</b> 18"dia X 24"ht	<b>30LO</b> 3000K <b>30HI</b> 3000K	<b>NDL</b> no downlight <b>30DL</b> 3000K	<b>AP</b> anodized paint <b>BR</b> brick red <b>BU</b> blue <b>BZ</b> bronze <b>CP</b> champagne <b>MB</b> military blue <b>MN</b> mint <b>MW</b> matte white <b>OR</b> orange <b>RD</b> red <b>SB</b> satin black <b>SS</b> satin silver <b>TG</b> textured gray <b>TW</b> textured white <b>YO</b> yellow	<b>BKPC</b> Black power cord and canopy <b>SBPC</b> Silver braid power cord and white canopy
<b>P5324</b> 24"dia X 30"ht	<b>35LO</b> 3500K <b>35HI</b> 3500K	<b>35DL</b> 3500K <b>40DL</b> 4000K		
<b>P5330</b> 30"dia X 36"ht	<b>40LO</b> 4000K <b>40HI</b> 4000K			

(see page 2 for delivered lumens)

### Premium Finish

**BA** brushed aluminum  
**RAL** specify RAL#





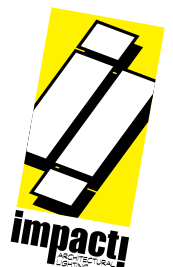
Cat No	Delivered Lumens	Watts		Amps	
		120V	277V	120V	277V
<b>P5318 LO</b>		12	12	0.10	0.04
4000K	1229				
3500K	1155				
3000K	1057				
<b>P5318 HI</b>		19	19	0.16	0.07
4000K	1955	ies file # 19631			
3500K	1838				
3000K	1681				
<b>P5324 LO</b>		19	19	0.16	0.07
4000K	1955				
3500K	1838				
3000K	1681				
<b>P5324 HI</b>		27	27	0.24	0.10
4000K	2793	ies file # 19620 & 19619			
3500K	2625				
3000K	2402				
<b>P5330 LO</b>		31	31	0.26	0.11
4000K	3212				
3500K	3019				
3000K	2762				
<b>P5330 HI</b>		32	32	0.27	0.12
4000K	3352				
3500K	3151				
3000K	2882				
<b>Downlight</b>		20	20	.17	.07
4000K	1303				
3500K	1225				
3000K	1121				




no downlight



downlight



## Powder Coat Paint Finishes




**MW** matte white



**SB** satin black



**YO** yellow 1018



**TW** textured white




**CP** champagne



**RD** red 3020




**AP** anodized paint



**BZ** bronze



**BU** blue 5017




**SS** satin silver



**BR** brick red



**OR** orange 2011



**TG** textured gray



**MB** military blue



**MN** mint 6019

For accurate color verification, actual finish samples are available upon request.

## Premium Finishes\*



**BA** brushed aluminum



**RAL#**

For accurate color verification, actual finish samples are available upon request.

\*Available on select series. Consult product spec sheet for availability.

