

job name:
 type:

wht.wal™ ceiling LED spec sheet

material

trim ring
 precision CNC spun .063" aluminum. rolled top edge for added strength.
diffuser
 .125" virgin white acrylic inner lens.

optics

reflector
 22 gauge aluminum powder coat painted high reflectance white.

efficiency

constant current driver operates LED consistently, regulating the current flow through it to produce the most consistent light output and efficiency. constant current driver protects LEDs from voltage fluctuations in the building power system, eliminating stress from over voltage, inrush surges, and flicker from voltage fluctuations, assuring long service life.

LED

custom LED board in 3000K, 3500K, or 4000K (80 cri). under normal operating conditions, the LEDs employed are rated for >36,000hrs L70 (6.8K) per IES TM-21 from LM-80 test data, and 71,000hrs L70 projected life.

driver

Roal Strato series, class 2 power unit, built-in active PFC function, universal input (120-277 vac), 10% minimum dimming level, PF >80, protections include short circuit, over current, over voltage and over temperature. wired for 0-10v dimming from factory.

mounting

designed to mount to 4 inch octagon junction box (by other). consult factory for installation instructions.

emergency

emergency not available. if required, recommend use of inverter (by other).



catalog number

--	--	--

size

C6326 (2ft) 26" dia X 4"ht

C6338 (3ft) 38" dia X 5.5"ht

C6348 (4ft) 48" dia X 7"ht

LED array

30LO 3000K

30HI 3000K

35LO 3500K

35HI 3500K

40LO 4000K

40HI 4000K

finish

AP anodized paint

BR brick red

BU blue

BZ bronze

CP champagne

MB military blue

MN mint

MW matte white

OR orange

RD red

SB satin black

SS satin silver

TG textured gray

TW textured white

YO yellow

Premium Finish

BA brushed aluminum

RAL specify RAL#


KNP knotty pine

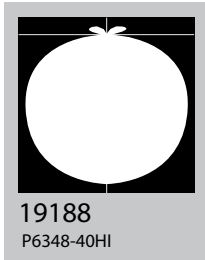

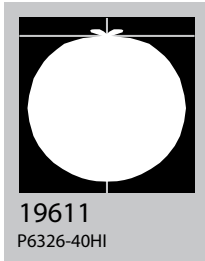
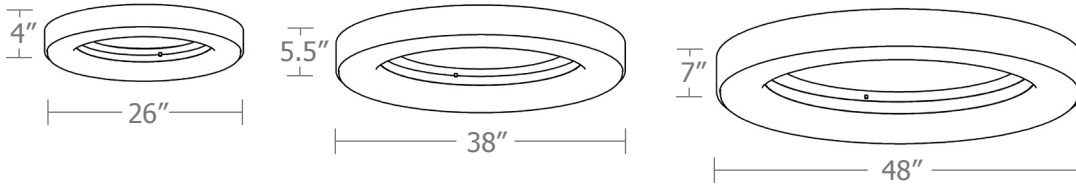
MED mediterranean

MHG mahogany

MPL maple


WAL walnut
 (extended lead time typical for wood finishes)






Cat No	Delivered Lumens	Watts		Amps	
		120V	277V	120V	277V
C6326 LO		29	29	0.24	0.10
4000K	2391				
3500K	2271	ies file # 19166			
3000K	1793				
C6326 HI		54	54	0.45	0.19
4000K	4452	ies file # 19611			
3500K	4424	ies file # 19610			
3000K	3339				
C6338 LO		33.4	33.4	0.28	0.12
4000K	2642				
3500K	2469	ies file # 19169			
3000K	1975				
C6338 HI		71.5	71.5	.60	0.26
4000K	5117	ies file # 19185			
3500K	4986	ies file # 19170			
3000K	3838				
C6348 LO		53.4	53.4	.45	0.19
4000K	3550	ies file # 19186			
3500K	3318				
3000K	2654				
C6348 HI		97.8	97.8	.82	0.35
4000K	5900	ies file # 19188			
3500K	5546				
3000K	4425				

Powder Coat Paint Finishes




MW matte white



SB satin black



YO yellow 1018



TW textured white



CP champagne



RD red 3020



AP anodized paint



BZ bronze



BU blue 5017



SS satin silver



BR brick red



OR orange 2011



TG textured gray



MB military blue



MN mint 6019

For accurate color verification, actual finish samples are available upon request.

Premium Finishes*



BA brushed aluminum



RAL#



MED mediterranean



KNP knotty pine



MPL maple



WAL walnut



MHG mahogany

For accurate color verification, actual finish samples are available upon request.

*Available on select series. Consult product spec sheet for availability.

(extended lead time typical for wood finishes)

