

job name:
 type:

bul.it.XL™ LED spec sheet

material

housing

precision CNC spun .080" aluminum parabolic housing with bottom edge for added strength.
 standard powder coat paint finishes.

array platform

.080" spun aluminum powder coat painted matte white.

bottom lens (optional)

.125" frosted acrylic.

decorative ring (optional)

.125" colored acrylic ring. concave or convex reversible installation.

optics

.050" spun aluminum conical reflector finished in high reflectance (>92%) matte white powder coat.

efficiency

constant current driver operates LED consistently, regulating the current flow through it to produce the most consistent light output and efficiency. constant current driver protects LEDs from voltage fluctuations in the building power system, eliminating stress from over voltage, inrush surges, and flicker from voltage fluctuations, assuring long service life.

LED

COB array in 3000K, 3500K, or 4000K (80 cri). under normal operating conditions, the LEDs employed are rated for >36,000hrs L70 (6.8K) per IES TM-21 from LM-80 test data, and 71,000hrs L70 projected life.
 white power cord is standard with other color options listed below.

driver

Thomas LED-20W, LED-40W series, class 2 power unit, universal input (120-277 vac), 10% minimum dimming level, PF >.90, THD <20% at full load, >418khrs MTBF, protections include short circuit, over current, over voltage.
 wired for 0-10v dimming from factory.

mounting

5"dia. spun steel canopy in satin white with 6ft stainless steel cable tripod and field adjustable grippers that allow for exact AFF mounting heights.

finish

select from standard powder coat paint finishes or specify RAL# for custom colors.

emergency

emergency not available. if required, recommend use of inverter (by other).



catalog number

size

P3324
 24"dia X 24"ht

P3336
 36"dia X 36"ht**

** when specifying, please consider the fact that this will not fit through a standard door.

LED array

30LO 3000K
30HI 3000K
35LO 3500K
35HI 3500K
40LO 4000K
40HI 4000K

finish


AP anodized paint
BR brick red
BU blue
BZ bronze
CP champagne
MB military blue
MN mint
MW matte white
OR orange
RD red
SB satin black
SS satin silver
TG textured gray
TW textured white
YO yellow

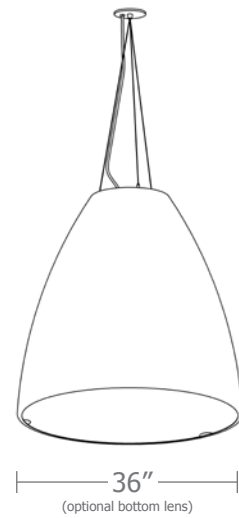
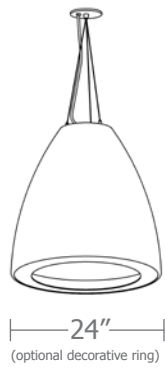
options

BKPC Black power cord and canopy
SBPC Silver braid power cord and white canopy
BL Bottom lens
DRA amber decorative ring
DRB blue decorative ring
DRF frost decorative ring
DRG green decorative ring
DRR red decorative ring
DRY yellow decorative ring


Premium Finish

RAL specify RAL#





Cat No	Delivered Lumens	Watts		Amps	
		120V	277V	120V	277V
P3324 LO		38	38	0.32	0.14
4000K	2853				
3500K	2710				
3000K	2140				
P3324 HI		43	43	0.36	0.14
4000K	3435				
3500K	3263				
3000K	2576				
P3336 LO		38	38	0.32	0.14
4000K	2853				
3500K	2710				
3000K	2140				
P3336 HI		43	43	0.36	0.16
4000K	3435	ies file # 19449			
3500K	3263				
3000K	2576				



Powder Coat Paint Finishes



MW matte white




SB satin black



YO yellow 1018



TW textured white



CP champagne



RD red 3020



AP anodized paint



BZ bronze



BU blue 5017




SS satin silver



BR brick red



OR orange 2011



TG textured gray




MB military blue



MN mint 6019

For accurate color verification, actual finish samples are available upon request.

Premium Finishes



RAL#

