

## wāf.r™ LED ceiling spec sheet

**material**

**trim ring**  
 precision CNC spun .063" aluminum. rolled bottom edge for added strength.

**diffuser**  
 .187" virgin matte white acrylic lens held in place with allen key set screws recessed into trim ring.

**optics**

**reflector**  
 .050" aluminum array platform painted high reflectance (>92%) matte white powder coat.

**efficiency**

constant current driver operates LED consistently, regulating the current flow through it to produce the most consistent light output and efficiency. constant current driver protects LEDs from voltage fluctuations in the building power system, eliminating stress from over voltage, inrush surges, and flicker from voltage fluctuations, assuring long service life.

**LED**

custom LED board in 3000K, 3500K, or 4000K (80 cri). under normal operating conditions, the LEDs employed are rated for >36,000hrs L70 (6.8K) per IES TM-21 from LM-80 test data, and 71,000hrs L70 projected life.

**driver**

Roal Strato series, class 2 power unit, built-in active PFC function, universal input (120-277 vac), 10% minimum dimming level, PF >80, protections include short circuit, over current, over voltage and over temperature. wired from factory for 1-10v dimming. (26" dia)

Meanwell LPF series, class 2 power unit, universal input (120-277 vac), 10% minimum dimming level, PF >92, THD <20% at full load, >418khrs MTBF, protections include short circuit, over current, over voltage and over temperature. wired from factory for 1-10v dimming. (38" dia/48" dia)

**mounting**

designed to mount to 4 inch octagon junction box (by other). consult factory for installation instructions.

**emergency**

emergency not available. if required, recommend use of inverter (by other).



## catalog number

--	--	--

size
<b>C5518</b> 18"dia X 3"ht
<b>C5526</b> (2ft) 26"dia X 5"ht
<b>C5538</b> (3ft) 38"dia X 6"ht
<b>C5548</b> (4ft) 48"dia X 7"ht


LED array
<b>30FX</b> 3000K
<b>30LO</b> 3000K
<b>30HI</b> 3000K
<b>35FX</b> 3500K
<b>35LO</b> 3500K
<b>35HI</b> 3500K
<b>40FX</b> 4000K
<b>40LO</b> 4000K
<b>40HI</b> 4000K

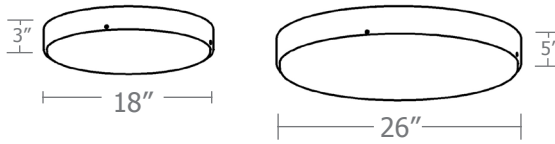
finish
<b>AP</b> anodized paint
<b>BR</b> brick red
<b>BU</b> blue
<b>BZ</b> bronze
<b>CP</b> champagne
<b>MB</b> military blue
<b>MN</b> mint
<b>MW</b> matte white
<b>OR</b> orange
<b>RD</b> red
<b>SB</b> satin black
<b>SS</b> satin silver
<b>TG</b> textured gray
<b>TW</b> textured white
<b>YO</b> yellow

**Premium Finish**

<b>BA</b> brushed aluminum
<b>RAL</b> specify RAL#
<b>KNP</b> knotty pine
<b>MED</b> mediterranean
<b>MHG</b> mahogany
<b>MPL</b> maple
<b>WAL</b> walnut


(extended lead time typical for wood finishes)



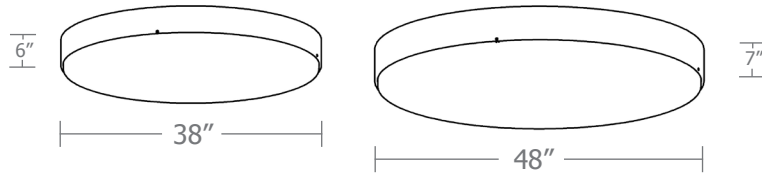




Cat No	Delivered Lumens	Watts		Amps	
		120V	277V	120V	277V
<b>C5518 FX</b>		11	11	.09	.04
4000K	1100				
3500K	1080				
3000K	1055				
<b>C5518 LO</b>		26	26	.21	.10
4000K	2125				
3500K	2080				
3000K	2040				
<b>C5518 HI</b>		41	41	.35	.15
4000K	3460	ies file # 20153			
3500K	3390				
3000K	3320				


Cat No	Delivered Lumens	Watts		Amps	
		120V	277V	120V	277V
<b>C5526 FX</b>		27.5	27.5	0.23	0.10
4000K	2132				
3500K	2089				
3000K	2006				
<b>C5526 LO</b>		55	55	0.46	0.20
4000K	4264				
3500K	4081				
3000K	4012				
<b>C5526 HI</b>		84	84	0.70	0.30
4000K	6645	ies file # 18682			
3500K	6560	ies file # 18684			
3000K	6252				






Cat No	Delivered Lumens	Watts		Amps	
		120V	277V	120V	277V
<b>C5538 FX</b>		54	54	0.45	0.19
4000K	3335				
3500K	3268				
3000K	3137				
<b>C5538 LO</b>		108	108	0.90	0.39
4000K	6669	ies file # 18686			
3500K	6536				
3000K	6274				
<b>C5538 HI</b>		163	163	1.36	0.59
4000K	11760	ies file # 18687			
3500K	11525				
3000K	11064				
<b>C5548 FX</b>		68	68	0.57	0.25
4000K	4501				
3500K	4411				
3000K	4235				
<b>C5548 LO</b>		136	136	1.13	0.49
4000K	9002	ies file # 18692			
3500K	8822	ies file # 18694			
3000K	8469				
<b>C5548 HI</b>		227	227	1.89	0.82
4000K	14810	ies file # 18693			
3500K	14514				
3000K	13933				

## Powder Coat Paint Finishes




**MW** matte white



**SB** satin black



**YO** yellow 1018



**TW** textured white



**CP** champagne



**RD** red 3020



**AP** anodized paint



**BZ** bronze



**BU** blue 5017



**SS** satin silver



**BR** brick red



**OR** orange 2011



**TG** textured gray



**MB** military blue



**MN** mint 6019

For accurate color verification, actual finish samples are available upon request.

## Premium Finishes\*



**BA** brushed aluminum



**RAL#**



**MED** mediterranean



**KNP** knotty pine



**MPL** maple



**WAL** walnut



**MHG** mahogany

For accurate color verification, actual finish samples are available upon request.

\*Available on select series. Consult product spec sheet for availability.

(extended lead time typical for wood finishes)

