

job name:
 type:

mel.o™ LED spec sheet

driver housing

extruded aluminum with silver anodized or black anodized finish, acts as heat sink as well. also available in painted finishes listed below.

diffuser

.25" parabolic matte white acrylic with .125" top acrylic dome available in a variety of colors.

bottom lens (optional)

P95 frosted acrylic bottom lens solvent welded to bottom of parabolic diffuser.

efficiency

center beam power greater than compact fluorescent with up to 60% less energy consumption. constant current driver operates LED consistently, regulating the current flow through it to produce the most consistent light output and efficiency. constant current driver protects LEDs from voltage fluctuations in the building power system, eliminating stress from over voltage, inrush surges, and flicker from voltage fluctuations, assuring long service life.

modular construction

Molex solder-less holder allows for LED module replacement in the field. modular fixture design allows driver to be replaced in the field.

LED module

COB array in 3000K, 3500K, or 4000K (80 cri). under normal operating conditions, the LEDs employed are rated for >36,000hrs L70 (6.8K) per IES TM-21 from LM-80 test data, and 71,000hrs L70 projected life. contact factory for 90CRI options. white power cord is standard with other color options listed below.

driver

integral, class 2 power unit, built-in active PFC function, universal input (up to 305 vac), 10% minimum dimming level, PF >92, THD <20% at full load, >418khrs MTBF, protections include short circuit, over current, over voltage and over temperature. wired for 1-10v dimming from factory.

mounting

5"dia. spun steel canopy in satin white with single or optional dual 12ft stainless steel cables and field adjustable grippers that allow for exact AFF mounting heights.

emergency

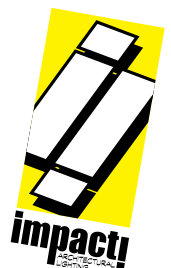
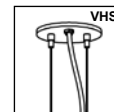
emergency not available. if required, recommend use of inverter (by other).



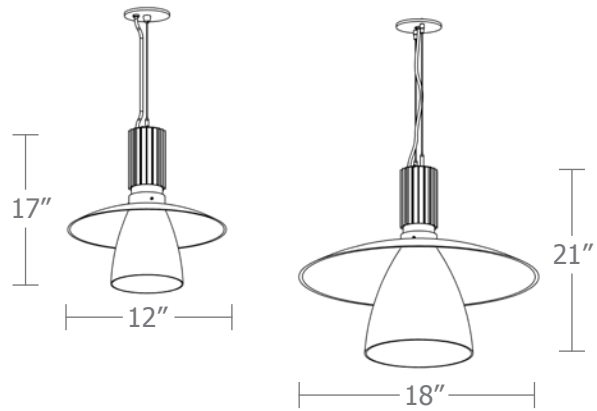


catalog number

--	--	--	--	--	--


size	top dome	LED array	powerhead finish	options
P8112 12"dia X 17"ht	A amber	30FX 3000K	AN silver anodized	BKPC Black power cord and canopy
	B blue	30LO 3000K	ANB anodized black	SBPC Silver braid power cord and white canopy
P8118 18"dia X 21"ht	W white	30HI 3000K	painted finish	VHS 2-point vertical hanging system
		35FX 3500K	BR brick red	BL Frosted acrylic bottom lens, solvent welded.
		35LO 3500K	BU blue	
		35HI 3500K	BZ bronze	
		40FX 4000K	CP champagne	
		40LO 4000K	MB military blue	
		40HI 4000K	MN mint	
			MW matte white	
			OR orange	
			RD red	
			SS satin silver	
			TG textured gray	
			TW textured white	
			YO yellow	
			premium finish	
			RAL specify RAL#	






Cat No	Delivered Lumens	Watts		Amps	
		120V	277V	120V	277V
P8112 FX		17	17	.17	.07
4000K	1475				
3500K	1386				
3000K	1268				
P8112 LO		27	27	.23	.10
4000K	2158				
3500K	2029				
3000K	1856				
P8112 HI		35	35	.29	.13
4000K	3348	ies file # 19342			
3500K	3147				
3000K	2879				
P8118 FX		17	17	.17	.07
4000K	1407				
3500K	1322				
3000K	1210				
P8118 LO		27	27	.23	.10
4000K	2059	ies file # 17549			
3500K	1850	ies file # 17554			
3000K	1770				
P8118 HI		35	35	.29	.13
4000K	3277	ies file # 17555			
3500K	3080				
3000K	2818				


Powder Coat Paint Finishes



MW matte white



TW textured white



CP champagne



YO yellow 1018



RD red 3020



BZ bronze



BU blue 5017



SS satin silver



BR brick red



OR orange 2011



TG textured gray



MB military blue



MN mint 6019

For accurate color verification, actual finish samples are available upon request.

Premium Finishes*



RAL#

For accurate color verification, actual finish samples are available upon request.

*Available on select series. Consult product spec sheet for availability.

